

Top Tips:

- Use your specification (checklist) to track what you've revised.
- Don't just read – practice applying knowledge to questions.
- Focus on tricky areas (from mocks or topic tests).
- Revise required practical investigations – know methods, variables, and how to evaluate them.
- Use diagrams and flowcharts for processes (photosynthesis, respiration, cycles).
- Practice extended answers using structure strips or PEE (Point, Evidence, Explain).
- Space your revision – little and often works better than cramming.

Useful Links:

- **Seneca Learning** – interactive revision - <https://senecalearning.com/en-GB/>
- **BBC Bitesize Biology** – clear notes & quizzes - <https://www.bbc.co.uk/bitesize/examspecs/zpgcbk7>
- **Cognito** – short recap videos - <https://cognitoedu.org/courseoverview/b2-gcse-aqa-h-t/lessons>
- **AQA GCSE Past Papers** – essential exam practice - <https://www.aqa.org.uk/find-past-papers-and-mark-schemes?subject=Biology>
- **Save My Exams** – notes, worksheets & exam-style questions - <https://www.savemyexams.com/gcse/biology/aqa/18/>

What should I revise?

Cell biology – structure, transport, mitosis, microscopes. **Organisation** – enzymes, digestion, circulatory system, plant transport. **Infection & response** – pathogens, immunity, vaccination, drugs. **Bioenergetics** – photosynthesis & respiration. **Homeostasis & response** – nervous & endocrine control, hormones. **Inheritance, variation & evolution** – DNA, genetics, natural selection. **Ecology** – ecosystems, cycles, biodiversity. **Required practicals** – methods, variables, results, evaluation.

Top Tips:

Good attendance is key – every lesson builds your skills and knowledge for both coursework and the final exam. By February, you'll have completed 60% of your grade, so meet all deadlines and aim for quality. From February on, focus shifts to exam content. Use the NCFE specification to track your revision and don't just read – practise applying your knowledge to exam-style questions. Target tricky areas from mocks and topic tests, and make sure you understand key business terms and command words like “analyse” and “evaluate.”

Useful Links:

Links and resources are available in google classroom. This revision guide would be useful:



What should I revise? Use the NCFE specification to guide your revision, focusing on key areas like types of business, aims and objectives, marketing, finance, and external influences. Prioritise topics you found challenging in mocks or coursework, and practise applying your knowledge to exam-style questions using real business examples.

Top Tips:

- Use your specification (checklist) to track what you've revised.
- Don't just read – practice applying knowledge to questions.
- Focus on tricky areas (from mocks or topic tests).
- Revise required practical investigations – know methods, variables, and how to evaluate them.
- Use diagrams and flowcharts for methods and processes (making salt crystals, measuring rate, chromatography).
- Practice extended answers using structure strips or PEE (Point, Evidence, Explain).
- Space your revision – little and often works better than cramming.

Useful Links:

- **Seneca Learning** – interactive revision - <https://senecalearning.com/en-GB/>
- **BBC Bitesize Chemistry** – clear notes & quizzes - <https://www.bbc.co.uk/bitesize/subjects/zs6hvcw>
- **Cognito** – short recap videos - <https://cognitoedu.org/courseoverview/c2-gcse-aqa-h-t/lessons>
- **AQA GCSE Past Papers** – essential exam practice - <https://www.aqa.org.uk/find-past-papers-and-mark-schemes?subject=Chemistry>
- **Save My Exams** – notes, worksheets & exam-style questions - <https://www.savemyexams.com/gcse/chemistry/aqa/18/>

What should I revise? **Atomic Structure + Periodic Table** – structure, development, groups, transition metals.

Bonding – structure, properties, states of matter, nanoscience. **Quantitative** – moles, mass calculations, atom economy, % yield, gas volumes.

Chemical Changes – reactions of metals, acids + alkalis, titration, electrolysis. **Energy Changes** – endo/exothermic, bond energies, fuel + chemical cells. **Rates of reaction** – graphs, factors, equilibrium. **Organic Chemistry** – crude oil, fractional distillation, functional groups.

Chemical Analysis – ion tests, chromatography, gas tests. **Atmosphere** – history, pollutants, climate change.

Resources – water, recycling, fertilisers, materials. **Required practicals** – methods, variables, results, evaluation.



Top Tips:

Keep up with the coursework deadlines, ready for **submission** to the Exam Board over the **Christmas** break. This is worth another 30% of the overall grade, meaning that pupils will be going into the final exam in May 2026 with 60% of their grade done (30% from the Year 10 coursework plus 30% from the Year 11 coursework).

Exam content will be taught after Christmas.

Useful Links:

All teaching resources are available on Google Classroom. These books would also be very useful:



What should I revise?

RO59 Topic Areas 1, 2, 3 and 4 in order to enhance pupils' coursework. When the exam content starts being taught after Christmas, revising RO57 Topic Areas 1, 2, 3 and 4 is a must.

Top Tips:

- Use your RAG sheets to identify areas to work on.
- Use past papers and mark schemes to see what the examiner wants.
- Know the exam structure and command words. E.g. explain, describe, evaluate.
- Revise programming by practicing writing algorithms in Python.
- Use active recall such as flashcards and quizzes to test your knowledge.

Useful Links:

[Seneca Learning](#)
[Isaac Computer Science](#)
[Craig n Dave – YouTube](#)
[BBC Bitesize](#)
[Google Classroom](#)

What should I revise?

Revise theory topics like computer systems, CPU, memory & storage, networks, cybersecurity, legal/ethical issues, and logic gates. Also practise practical skills: algorithms, pseudocode, programming (Python), sorting/searching, trace tables, and problem-solving.


Top Tips:

Keep up with the coursework deadlines, ready for submission to the Exam Board. The year 11 unit is worth another 35% of the overall grade, meaning that pupils will be going into the final exam in June 2026 with 60% of their grade done (25% from the Year 10 coursework plus 35% from the Year 11 coursework).

Exam content will be taught after Christmas.

Useful Links:

All teaching resources are available on Google Classroom. These books would also be very useful:



What should I revise?

Revise theory topics like how the media industry works, including sectors (film, TV, gaming, publishing, etc.), job roles, and the stages of pre-production, production, and post-production. Also cover media distribution and regulation, audience demographics, client briefs, planning documents (like work plans, mood boards, and scripts), and health, safety, and legal issues.

Top Tips:

- Flash cards to memorise performance skills and definitions
- Practice writing motifs incorporating actions, space and dynamics
- Mind Map the 6 professional works in The Anthology
- Use Revision Guide from Mrs Halse
- Complete past papers

Useful Links:

- AQA past papers
- YouTube for Anthology

What should I revise?

Performance skills and definitions, how you used them in your practical assessments, The Anthology.

Top Tips:

- Go through the Unit 1-9 Learning and identify your weak topics – focus revision on these first
- Complete past papers – a useful method is to complete it from memory first, then change colour pen and add in information that you didn't know from a textbook or mark scheme
- Create a set of revision flash cards with key information.

Useful Links:

Past Papers on Google classroom

Units 1-9 PowerPoints on Google classroom

What should I revise?

Unit 1-9 Content focusing on The types of Engineering and practical applications.

Use a revision guide available to purchase to guide you through the content.

Practice descriptions of materials and process.

Know the set materials, categories and uses in engineering.

Top Tips:

- Practise using new and interesting words.
- Read books that you enjoy.
- Read newspapers and articles.
- Complete past papers and hand to your teacher to mark and feedback.
- Practise comparing different articles.
- Learn how to spot a wide range of literary techniques.
- Identify literary techniques, but explore the effects of those techniques.
- Get together with friends and read an article or book together and discuss its meaning.

Useful Links:

[Reading Plus](#)

[Benji English Revision Website](#)

[Paper One Past Papers](#)

[Paper Two Past Papers](#)

[Seneca](#)

[BBC Bitesize](#)

[Mr Bruff Revision Videos](#)

What should I revise?

AQA – Language Paper One and Language Paper Two – Analysing and evaluating language and structure.
How to write creatively and how write about your viewpoint. You are also revising reading skills.

Top Tips:

- Reread or watch the core texts
- Memorise key quotations
- Practise analysing those key quotations
- Identify key themes in each text – what quotations, plot points, big ideas and context match those themes?
- Complete past papers and hand to your teacher to mark and feedback.
- Don't just revise the texts that you are most familiar with.
- Identify literary techniques but explore the effects of those techniques.
- Practise unseen poetry questions too.

Useful Links:

[Benji English Revision Website](#)

[Paper One Past Papers](#)

[Paper Two Past Papers](#)

[BBC Bitesize](#)

[Seneca](#)

[SparkNotes](#)

[Mr Bruff Revision Videos](#)

What should I revise?

AQA - 'Romeo and Juliet' – 'A Christmas Carol' – 'An Inspector Calls' – 'Power and Conflict Poetry'

Plot – Big Ideas – Themes – Key Quotations – Literary/Poetic Techniques – Context

Top Tips:

- Learn vocabulary, little and often.
- Use your vocab book, homework booklet vocabulary pages and sentence builders provided in class.
- Practise reading aloud in French or Spanish.
- Practise describing photos. (People, locations, actions, extend)
- Use the revision guide and workbook for practice of exam style questions.
- Focus on speaking and writing practice.

Useful Links:

- [ActiveHub](#)
- [ActiveLearn](#)
- [Quizlet](#) – make flash cards to practise vocab
- [Memrise](#)
- Watch series on Netflix in French or Spanish with English subtitles.
- Follow some French or Spanish language teaching accounts on TikTok and Instagram.

What should I revise?

Thematic contexts: My personal world. Media and technology. Travel and Tourism. Lifestyle and Wellbeing. Studying and My Future

Top Tips:

- Go through the Unit 1 Learning List and identify your weak topics – focus revision on these first
- Complete past papers – a useful method is to complete it from memory first, then change colour pen and add in information that you didn't know from a textbook or markscheme
- Make revision resources for your mock exams so they are already made for your final exam ie revision cards, mindmaps

Useful Links:

[WJEC H&C Past Papers and Markschemes](#)
[WJEC H&C Knowledge Organisers](#)
[WJEC H&C Learner Guide \(Command Words\)](#)
[Unit 1 Learning List](#)

What should I revise?

Unit 1 (Written Exam): 1.1 Hospitality and catering provision; 1.2 How hospitality and catering providers operate; 1.3 Health and safety in hospitality and catering; 1.4 Food safety in hospitality and catering.

Unit 2 (NEA): 2.1.1 Understanding the importance of nutrition; 2.1.2 How cooking methods can impact on nutritional value (*Autumn Term 2*)

Top Tips:

- Use your MEAT sheet to identify areas to work on.
- Practice as many questions as possible, checking your answers as you go.
- Don't just practice what you are good at.
- Practice using your calculator.
- Practice doing questions under exam conditions.
- Complete past papers.
- Memorise your formulae.

Useful Links:

[Mathswatch](#)
[Corbett Maths](#)
[Maths Genie](#)
[AQA Past Papers](#)
[1st Class Maths](#)

What should I revise? Number (F 25%, H 15%), Algebra (F 20%, H 30%), Ratio (F 25%, H 20%), Geometry (F 15%, H 20%), Probability and Statistics (F 15%, H 15%).

Top Tips:

- Use your specification (checklist) to track what you've revised.
- Don't just read – practice applying knowledge to exam style questions.
- Focus on tricky areas (from mocks or topic tests). For most people, this is atoms and radiation or electric circuits in paper 1.
- Revise required practical investigations – know methods, variables, and how to evaluate them.
- Learn what the different command words mean in Physics. How is a describe question different to an explain question?
- Learn key definitions - Use look, cover, write, check until you confidently know the meanings.
- Practice using your equation sheet. You need to be able to use this confidently in the exam.

Useful Links:

- **Seneca Learning** – interactive revision - <https://senecalearning.com/en-GB/>
- **BBC Bitesize Physics** – clear notes & quizzes – <https://www.bbc.co.uk/bitesize/subjects/zpm6fg8>
- **Cognito** – short recap videos
<https://cognitoedu.org/courseoverview/p2-gcse-aqa-h-t/lessons>
- **AQA GCSE Past Papers** – essential exam practice
<https://www.aqa.org.uk/subjects/physics/gcse/physics-8463/assessment-resources>
- **Save My Exams** – notes, worksheets & exam-style questions – <https://www.savemyexams.com/gcse/physics/>

What should I revise?

Energy – Energy stores, transfers, renewable and non renewable resources. **Electric circuits** - circuit symbols, series and parallel circuits, current, potential difference and resistance, electricity in the home. **Molecules and matter** – Density, specific latent heat, internal energy. **Atomic structure** –radioactive decay, half life, types of nuclear radiation. **Forces** – Contact and non-contact, resultant forces. **Motion** – Motion graphs, momentum **Waves** – Transverse, longitudinal, electromagnetic spectrum, sound **Electromagnetism**– The motor effect, the generator effect. **Pressure in fluids** – upthrust **Space** – life cycle of a star, red shift. **Required practicals** – methods, variables, results, evaluation.

Top Tips:

- Use the flash cards provided to break down information.
- Make completing past papers/questions part of your revision.
- Make time for some extended answer questions, especially if you find these more difficult.
- Focus on what you need to revise, not just the topics you are most interested in.
- Have a range of examples from different sports ready to use.

Useful Links:

Google Classroom (all materials will be added here)

What should I revise? Topic area 1 (Factors that impact participation) Topic area 2 (Sporting values and behaviours) Topic area 3 (Hosting major sporting events) Topic area 4 (National Governing Bodies in sport) Topic area 5 (Technology in sport).